

DATE: _____
 PROJECT: _____
 LOCATION: _____

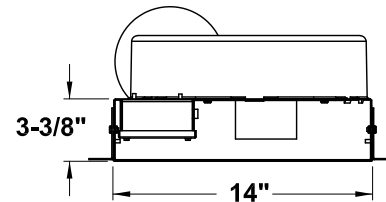
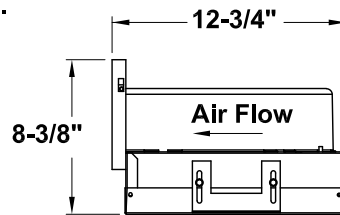
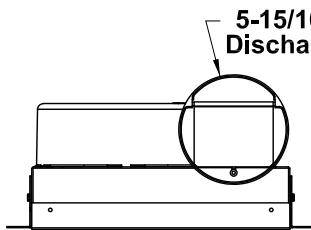
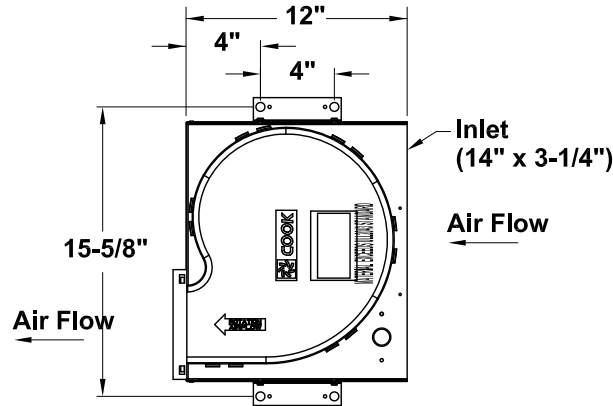


**Inline Fans
 100 Series**

DIMENSION DATA

Size	Ship Wt.
126/128	15
146/148	15
166/168	16
186/188	16

WEIGHTS IN LBS.



CATALOG NUMBER DEFINITION:

GN - 122
 └── Fan Size
 └── Model: GN = Gemini (Inline)

ACCESSORIES

1. FAN SPEED CONTROL (FSC)
2. ROOF JACK
3. ROOF CAP
4. ROUND WALL CAP W/BACKDRAFT DAMPER
5. EAVE ELBOW
6. BRICK VENT
7. CEILING RADIATION DAMPER
8. GEMINI HANGING ISOLATOR KIT
9. ALUMINUM BACKDRAFT DAMPER
10. 277 VOLT TRANSFORMER
11. INLINE TO CEILING CONVERSION KIT
12. ROOF CURB

STANDARD CONSTRUCTION FEATURES:

Forward curved injection molded polypropylene fan wheel - Injection molded flame resistant fan housing with round outlet duct - 22 ga. galvanized steel inlet box - Permanently lubricated 2-speed motor with built-in thermal overload protection and disconnect plug - Isolation mounted motor, mounted to one piece galvanized stamped steel integral motor mount/inlet - Field wiring compartment with receptacle - Adjustable prepunched mounting bracket - Shipped in ISTA certified tested packaging.

QTY	MARK	CATALOG NUMBER	FAN INFORMATION			MOTOR INFORMATION					ACCESSORIES		
			CFM	SP	RPM	HP	VOLTS	HZ	PH	TYPE			

MOTOR TYPE: PSC (PERMANENT SPLIT CAPACITOR)

GM003R05