



**COOK**

# Belt Guard

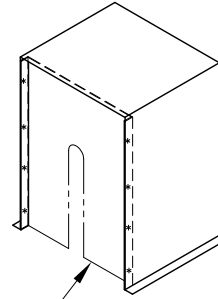
DATE: \_\_\_\_\_

Accessory Data Sheet

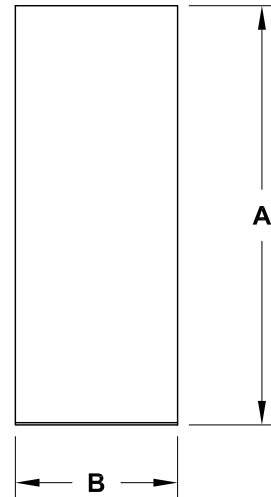
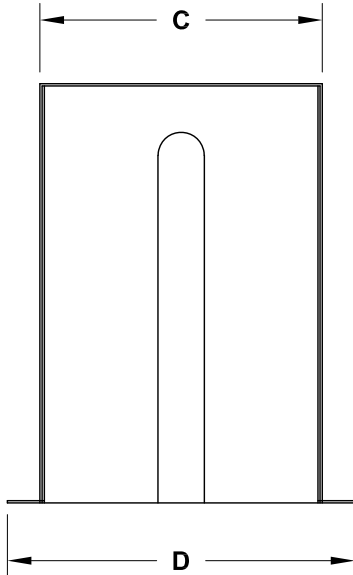
PROJECT: \_\_\_\_\_

SQI, SQI-HP

LOCATION: \_\_\_\_\_



Rear Panel  
for OSHA Belt  
Guards Only



### DIMENSION DATA

Size	A	B	C	D	Std. Wt.	OSHA Wt.
90	9-5/16	3-1/4	6-1/8	7-5/8	3	3
120	9-5/16	3-1/2	7-3/8	8-7/8	4	4
135	9-5/16	3-1/2	7-3/8	8-7/8	4	4
150	10-9/16	5-1/4	9-3/8	10-7/8	5	6
165	10-9/16	5-1/4	9-3/8	10-7/8	5	6
180	10-9/16	5-1/4	9-3/8	10-7/8	5	6
195	10-9/16	5-1/4	9-3/8	10-7/8	5	6
210	13-1/16	5-3/4	10-1/8	11-5/8	6	8
225	13-1/16	5-3/4	10-1/8	11-5/8	6	8
245	13-1/16	5-3/4	10-1/8	11-5/8	6	8
270	14-1/16	6-3/4	10-1/8	11-5/8	7	9
300	14-1/16	6-3/4	10-1/8	11-5/8	7	9
330	15-1/16	6-3/4	14-1/8	15-5/8	9	12
365	15-1/16	6-3/4	14-1/8	15-5/8	9	12
402	16-1/16	7-3/4	15-5/8	17-1/8	11	14

ALL DIMENSIONS IN INCHES. WEIGHTS IN LBS.