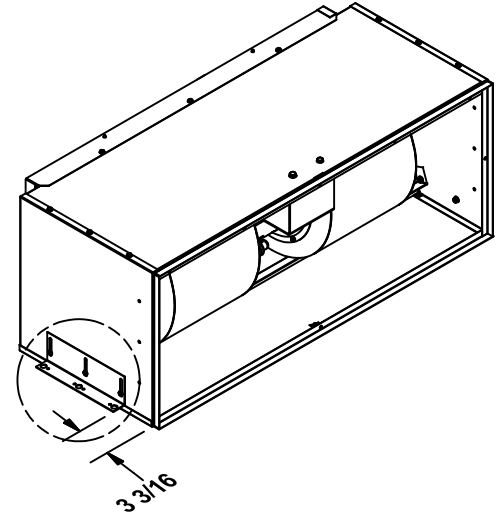
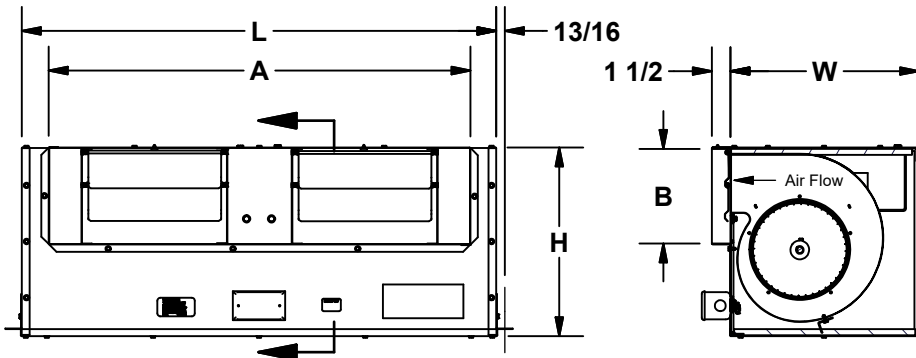


MARK: _____
 PROJECT: _____
 DATE: _____



Inline Blowers 1000 - 2000 Series



CATALOG NUMBER DEFINITION:

GN - 1000

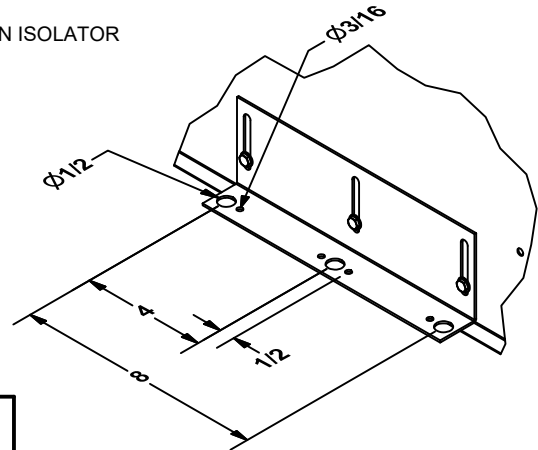
— Fan Size
 — Model: GN = Gemini (Inline Mount)

ACCESSORIES

1. FAN SPEED CONTROL (FSC)*
2. ROOF CAP
3. BRICK VENT
4. HANGING VIBRATION ISOLATOR

STANDARD CONSTRUCTION FEATURES:

Twin forward curved galvanized steel fan wheels - Corrosion resistant galvanized steel fan housing - Acoustically insulated housing - Aluminum backdraft damper with solid aluminum hinge rod mounted in nylon bushings - Permanently lubricated motor with built-in thermal overload protection - Interchangeable panels with removable fasteners allow the intake to be easily changed - Internal wiring box with disconnect receptacle.



Mounting Bracket Detail

DIMENSION DATA

Fan Size GN-	DIM L	DIM W	DIM H	DIM A	DIM B	Ship Wt.
1000	38 1/8	15 1/4	15 1/4	33 11/16	7 11/16	125
2000	45 7/16	16 5/8	16 5/8	41 1/8	9 5/8	165

ALL DIMENSIONS IN INCHES. WEIGHTS IN LBS.

*Not available for 3-Phase Motor

QTY	MARK	CATALOG NUMBER (see above)	FAN INFORMATION			MOTOR INFORMATION					ACCESSORIES	
			CFM	SP	RPM	HP	VOLTS	HZ	PH	TYPE		

MOTOR TYPE: TENV (Totally Enclosed Non-Ventilating).